

2023

XO

CROSSOVER

Deep-V Hull Aluminium Boats



WELCOME TO THE WORLD of extraordinary boating experiences

When it comes to boating, exceeding expectations and challenging current standard is the key to becoming a trailblazer. To be capable of offering innovative design solutions while simultaneously staying on trend with the continuously evolving requirements of modern boaters is what sets us apart from our competition.

Our mission is to take you beyond conventional and straight to the best, as we are determined to provide the ultimate experience for those looking for new levels of boating enjoyment. For us, it is the least we can do for all XO Crossover owners.

XO Crossover boats are top of the line, combining a deep-V shape hull that is manufactured from the best military grade aluminum in the market. With aesthetic design enabled by GRP, these boats are always ready to take you on new and exciting adventures.

Welcome aboard to the XO boating experience.



ULTIMATE
DRIVING
EXPERIENCE

IN A CLASS OF ITS OWN

With XO Crossover, exceptional becomes new default. Continuously challenging the status quo, we keep developing our boats and taking our customers further, to dimensions and experiences that once seemed to be out of reach. Eternally stretching our comfort zone, we are always looking for new peaks to conquer – because that’s what adventurous boaters do.

When others stay in port, XO Crossover boats keep going. Our boats make exploring the most remote corners of the sea achievable – wherever your destination, no matter the time or conditions – ensuring that every time you head out, you return with the most unforgettable experiences.

By choosing the best materials, we guarantee smart and sturdy designs, with every detail carefully curated.

ULTIMATE EXPLORER



A NEW LOOK
AT QUALITY TIME

The
EXPLR series





That thrilling feeling when the world is suddenly right at your fingertips - there is no turning back, at least not yet. Aboard any of our EXPLR fleet your inner explorer will be unleashed.




The
EXPLR series



STEP TO THE
WILD SIDE

with
XO EXPLR 9





XO EXPLR 9



Configure
YOUR XO
Crossover

Get ready to enjoy the XO Crossover philosophy to the extreme. The completely renewed XO EXPLR 9 takes you to all new dimensions when it comes to driving comfort, multi-purpose use and design, as it fully pays attention to the versatile needs of modern boaters. With smart upgrades, this boat has managed to develop even further into a genuine pathfinder for adventures, able to provide an even more comprehensive range of opportunities.



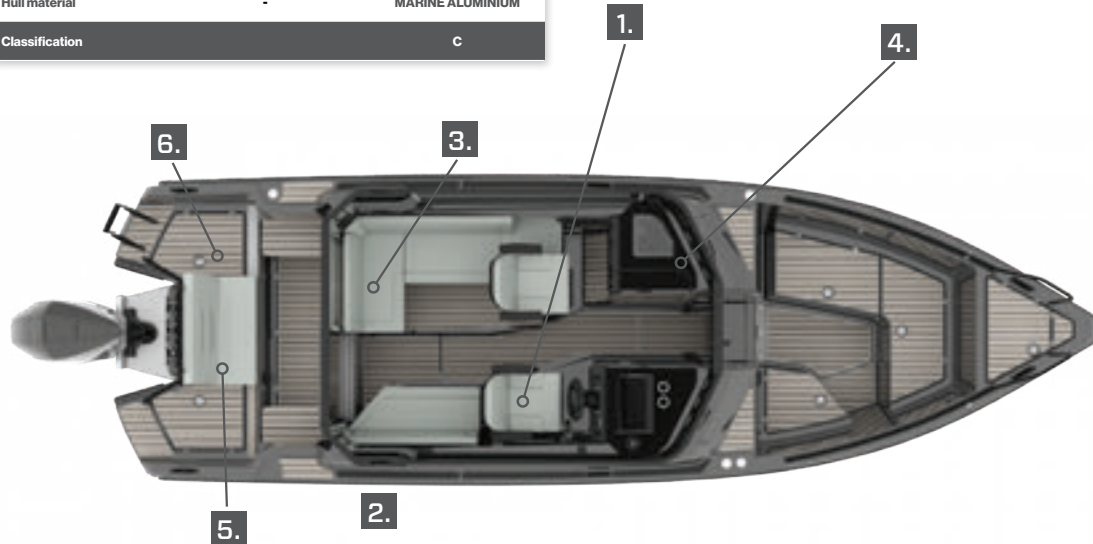
Compared to its predecessors, the new EXPLR 9 is even more stable and agile to drive. Bigger in size, lighter in weight, and easier to manoeuvre. The pilot and co-pilot can further enjoy the ride by opening the roof hatch, heightening their experience on the open water.

MEASUREMENTS EXPLR 9

Overall length	m	8,57
Beam	m	2,55
Construction	hull/deck	ALU/GRP
Weight (excl. engines)	kg	2404
Draft to props	m	0,94
Outboard engines	hp	450
Fuel capacity	L	305
Max speed range	knots	45+
Passengers	pers	8
Berths	-	2
Dead rise at transom	°	DEEP-V 22 DEGREE
Hull material	-	MARINE ALUMINIUM
Classification	-	c

1. Suspension pilot & co-pilot seats
2. Spacious cabin for eight people
3. L-shaped sofa with king-size bed option
4. Roomy toilet + shower
5. Convenient aftdeck for 4 people
6. Storages under the deck

XO EXPLR 9



Cabin boats rarely provide the kind of driving convenience the full suspension seats of EXPLR 9 do – opt to include a co-pilot seat. The exceptionally spacious and astoundingly soundproof cabin is outright ideal for rest and relaxation. A bed that stretches all the way to 230 cm, comfortable and well-equipped bathroom facilities, and a full-size refrigerator, ensure that the crew can make the most of their time at sea, no matter the how long the journey. Should the sunshine get too hot to handle, optional air-conditioning makes life in the cabin a sheer pleasure.



**DRIVEN BY
AMBITION**

XO EXPLR 10 Sport



XO EXPLR 10 Sport



Configure
YOUR XO
Crossover

There is simply no other boat as fun to drive as this one. While the deep-V hull structure defines every XO model, it is exceptionally aggressive in the XO EXPLR 10 Sport. As the hull heels along with the g-forces, the boat moves naturally, pushing the ultimate driving experience even further. Agile and responsive, especially considering its length, the EXPLR 10 Sport performs like the true sports vehicle it is, setting you up with plenty of power and extreme engine efficiency. For an exciting outing at sea, all you need to do is put the pedal to the metal and enjoy.





With its advanced hull, the EXPLR Sport 10 is first and foremost a driver's boat, but this model can smoothly adapt itself for many purposes. There is plenty of robust and functional space fit for commuter use and for adventurous trips towards more distant destinations. The quality can be seen, once again, in the intelligent details, making any kind of ride as convenient and exciting as it can possibly get.

MEASUREMENTS EXPLR 10 SPORT

Overall length	m	9,4
Beam	m	2,5
Construction	hull/deck	ALU/GRP
Weight (excl. engines)	kg	2616
Draft to props	m	0,95
Outboard engines	hp	2 X 250
Fuel capacity	L	2 X 225
Max speed range	knots	45+
Passengers	pers	10
Berths	-	2-3
Dead rise at transom	°	DEEP-V 24 DEGREE
Hull material	-	MARINE ALUMINUM
Classification		C

1. Long and narrow waterline with deep-v hull
2. Optimal commuter cabin
3. Yacht style radar mast for search light and equipment
4. Bowrider style seat system + storages
5. Spacious aftdeck
6. Twin engine installation up to 2 x 250 hp

XO EXPLR 10 Sport






**A NEW
DIMENSION**

XO EXPLR 10 Sport+



XO EXPLR 10 Sport+



Configure
YOUR XO
Crossover

The most spontaneous adventures are the best adventures – day or night. Equipped with a front cabin, on the XO EXPLR 10 Sport+ you can make the most of a pleasant evening at sea and sleep comfortably on board. Come morning, you can up-anchor right where you set down. Experience the most breathtaking sunrises and sunsets in the EXPLR 10 Sport+.



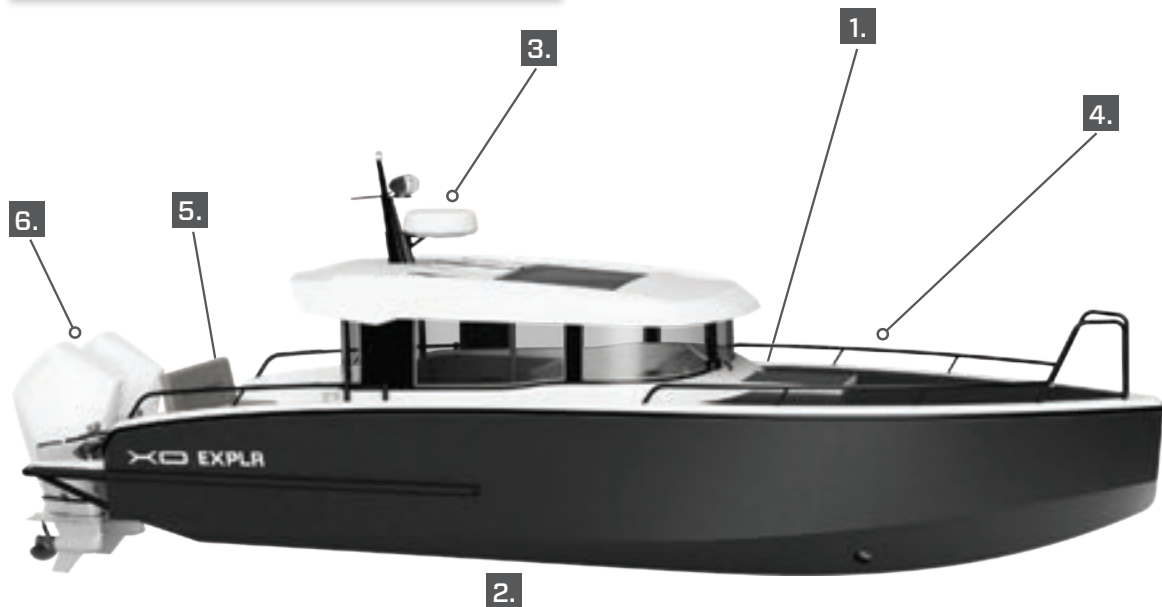
Thanks to the sporty deep-V hull design along with sleeping quarters for two, the EXPLR 10 Sport+ seamlessly combines ultimate driving enjoyment with onboard comfort, even for extended periods of time. Make the most of the spacious outdoor layout by inviting a group of friends on a day cruise, or plan an intimate experience with your closest. While the EXPLR 10 Sport+ will take you even through the rough seas, an evening of entertainment while docked is also a fabulous possibility.

MEASUREMENTS EXPLR 10 SPORT+

Overall length	m	9,4
Beam	m	2,5
Construction	hull/deck	ALU/GRP
Weight (excl. engines)	kg	2696
Draft to props	m	0,92
Outboard engines	hp	2 X 250
Fuel capacity	L	2 X 225
Max speed range	knots	45+
Passengers	pers	10
Berths	-	2+2
Dead rise at transom	°	DEEP-V 24 DEGREE
Hull material	-	MARINE ALUMINUM
Classification		C

1. Front Cabin with berth for two
2. Long and narrow waterline with deep-v hull
3. Yacht style radar mast for search light and equipment
4. Large sunbed area
5. Spacious aftdeck
6. Twin engine installation up to 2 x 250 hp

XO EXPLR 10 Sport+



A speedboat with a white top and dark hull is moving across a dark blue lake, creating a white wake. In the background, a red wooden cabin with a white porch and a Swedish flag on a pole is situated on a rocky shore. The sky is clear and blue.

Mile eater

with the lowest
center of balance
XO EXPLR 10 Sport+ IB



XO EXPLR 10 Sport+ IB



Configure
YOUR XO
Crossover

Smarter choices do not have to mean compromising. Thanks to the aluminum structure and robust construction, you can always enjoy carefree commuting or sports boating with XO EXPLR 10 Sport+ IB. On the other hand, if you suddenly feel like staying at sea overnight, there are berths for that. Convenience is, after all, part of the fun, and the EXPLR 10 Sport+ IB is just that; it comes with an inboard engine that adds both value and maximum enjoyment to any ride.



Issues such as maneuverability and fuel consumption always rear their ugly heads as your time at sea increases. But in our EXPLR 10 Sport+ IB boat, these problems won't stand in the way of your fun. As the inboard engine takes the center of gravity all the way to the bottom, the boat heels considerably less whilst lower running costs per nautical mile.

MEASUREMENTS EXPLR 10 SPORT+ IB

Overall length	m	8,66
Beam	m	2,5
Construction	hull/deck	ALU/GRP
Weight (excl. engines)	kg	2714
Draft to props	m	0,95
Inboard engine (diesel/petrol)	hp	370-425
Fuel capacity	L	315
Max speed range	knots	40+
Passengers	pers	10
Berths	-	2+2
Dead rise at transom	°	DEEP-V 24 DEGREE
Hull material	-	MARINE ALUMINUM
Classification		C

1. Front Cabin with the berth for two
2. Optimal cabin for commuting
3. Yacht style radar mast
4. Large sunbed area
5. Vast aftdeck
6. Diesel and petrol inboard options up to 400 hp

XO EXPLR 10 Sport+ IB

