



TEST REPORT

1. NO : CT21-018901E
2. Client
 - Name : AXE WORKS Co.
 - Address : Wonmiro 177 kil 37, Buchunsi, Geonggi-do, Republic of KOREA
3. Date of Test : 2021.02.04 ~ 2021.03.11
4. Use of Report : Quality Control
5. Test Sample : Antibiotic & Anti-Fog Solution
6. Test Method
 - (1) KCL-FIR-1003:2018




| | | | | |
|-------------|----------------------|--|--------------------|--|
| Affirmation | Tested By | | Technical Manager | |
| | Name : Na, Dong Hyun | | Name : BIN SUNG IL | |

This report is not accredited by KOLAS.
 Our report apply only to the standards or procedures identified and to the sample(s) tested unless otherwise specified. The test results are not indicative of representative of the qualities of the lot from which the sample was taken or of apparently identical or similar products. The results of using only a portion of this report cannot be guaranteed. The authenticity of this test report can be checked on KCL website(www.kcl.re.kr).

2021.03.11

Korea Conformity Laboratories President Yoon, Kap Seok

Result Inquiry : unit108, Industry-Academic Cooperation Foundation, Hankyong National University, 327, Jungang-ro, Anseong-si, Gyeonggi-do, 17579, Korea (82-31-389-9193)



TEST REPORT

No : CT21-018901E

7. Test Results

| Test Items | Test method | Test Results | | | Testing Environment |
|---|--------------------------------|----------------------|---------------------------|--------------------|---------------------|
| | | Early Conc. (CFU/mL) | After 24 h Conc. (CFU/mL) | Reduction rate (%) | |
| Antibacterial test : <i>Escherichia coli</i> | BLANK | 2.3×10^5 | 9.4×10^6 | - | (37.0 ± 0.2) °C |
| | Antibiotic & Anti-Fog Solution | 2.3×10^5 | < 10 | 99.9 | |
| Antibacterial test : <i>Staphylococcus aureus</i> | BLANK | 2.6×10^5 | 7.3×10^6 | - | |
| | Antibiotic & Anti-Fog Solution | 2.6×10^5 | < 10 | 99.9 | |


※ CFU : Colony Forming Unit

※ Inoculum concentration(CFU/mL) : *Escherichia coli* : 2.3×10^5
Staphylococcus aureus : 2.6×10^5

※ Test bacteria : *Escherichia coli* ATCC 8739
Staphylococcus aureus ATCC 6538P

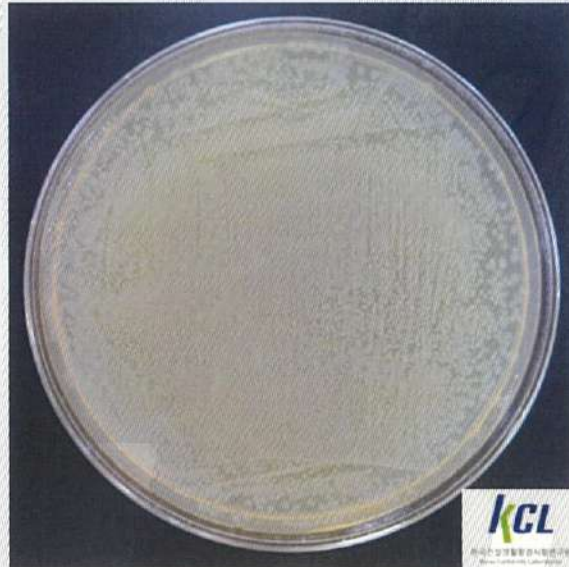
※ Sample : 5 cm × 5 cm, Blank : Stomacher film : 5 cm × 5 cm

※ Location : unit108, Industry-Academic Cooperation Foundation, Hankyong National University, 327, Jungang-ro, Anseong-si, Gyeonggi-do, 17579, Korea



TEST REPORT

No : CT21-018901E



<Picture 1. *Escherichia coli* - BLANK (24 h)>



<Picture 2. *Escherichia coli* - Antibiotic & Anti-Fog Solution (24 h)>



TEST REPORT


No : CT21-018901E



<Picture 3. *Staphylococcus aureus* - BLANK (24 h)>



<Picture 4. *Staphylococcus aureus* - Antibiotic & Anti-Fog Solution (24 h)>



TEST REPORT

No : CT21-018901E



<Picture 5. Sample[Antibiotic & Anti-Fog Solution]>

—— End of Report ——

